

Relay Module - RIF-2-RSC-LDP-24DC/4X21 - 2903320


Please be informed that the data shown in this PDF Document is generated from our Online Catalog. Please find the complete data in the user's documentation. Our General Terms of Use for Downloads are valid (<http://phoenixcontact.com/download>)



Pre-assembled relay module with screw connection, consisting of: relay base, power contact relay, and retaining bracket. Contact type: 4 changeover contacts. Input voltage: 24 V DC



Key Commercial Data

Packing unit	10 pc
GTIN	 4 046356 732482
GTIN	4046356732482

Technical data

Note

Utilization restriction	EMC: class A product, see manufacturer's declaration in the download area
-------------------------	---

Dimensions

Width	27 mm
Height	89 mm
Depth	75 mm

Ambient conditions

Ambient temperature (operation)	-40 °C ... 60 °C
Ambient temperature (storage/transport)	-40 °C ... 85 °C

Coil side

Nominal input voltage U_N	24 V DC
Input voltage range in reference to U_N	see diagram
Typical input current at U_N	42 mA
Typical response time	13 ms
Typical release time	14 ms
Coil voltage	24 V DC

Relay Module - RIF-2-RSC-LDP-24DC/4X21 - 2903320

Technical data

Coil side

Protective circuit	Damping diode
Operating voltage display	Yellow LED
Power dissipation for nominal condition	1.01 W

Contact side

Contact type	4 PDTs
Type of switch contact	Single contact
Contact material	AgNi
Maximum switching voltage	250 V AC/DC
Minimum switching voltage	5 V (At 24 mA)
Min. switching current	5 mA (at 24 V)
Maximum inrush current	16 A (20 ms, N/O contact)
Limiting continuous current	6 A (see diagram)
Interrupting rating (ohmic load) max.	144 W (at 24 V DC)
	124 W (at 48 V DC)
	108 W (at 60 V DC)
	52 W (at 110 V DC)
	48 W (at 220 V DC)
	1500 VA (for 250 V AC)
Switching capacity	2 A (at 24 V, DC13)
	0.22 A (at 120 V, DC13)
	0.11 A (at 250 V, DC13)
	1.5 A (at 24 V, AC15)
	1.5 A (at 120 V, AC15)
	1 A (at 240 V, AC15)

Connection data 1

Connection name	Input side
Connection method	Screw connection
Stripping length	8 mm
Conductor cross section solid	0.5 mm ² ... 4 mm ²
Conductor cross-section solid (2 conductors with same cross section)	0.5 mm ² ... 2.5 mm ²
Conductor cross section flexible	0.5 mm ² ... 4 mm ²
	0.5 mm ² ... 4 mm ² (Ferrule with plastic sleeve)
Conductor cross section flexible (2 conductors with same cross section)	0.5 mm ² ... 2.5 mm ²
	0.5 mm ² ... 1.5 mm ² (TWIN ferrule with plastic sleeve)
Conductor cross section AWG	20 ... 10 (solid)
	20 ... 12 (flexible)
Torque	0.5 Nm ... 0.6 Nm

Connection data 2

Connection name	Contact side
-----------------	--------------

Relay Module - RIF-2-RSC-LDP-24DC/4X21 - 2903320

Technical data

Connection data 2

Connection method	Screw connection
Stripping length	8 mm
Conductor cross section solid	0.5 mm ² ... 4 mm ²
Conductor cross-section solid (2 conductors with same cross section)	0.5 mm ² ... 2.5 mm ²
Conductor cross section flexible	0.5 mm ² ... 4 mm ²
	0.5 mm ² ... 4 mm ² (Ferrule with plastic sleeve)
Conductor cross section flexible (2 conductors with same cross section)	0.5 mm ² ... 2.5 mm ²
	0.5 mm ² ... 1.5 mm ² (TWIN ferrule with plastic sleeve)
Conductor cross section AWG	20 ... 10 (solid)
	20 ... 12 (flexible)
Torque	0.5 Nm ... 0.6 Nm

General

Test voltage relay winding/relay contact	2.5 kV _{rms} (50 Hz, 1 min.)
Test voltage PDT/PDT	2 kV _{rms} (50 Hz, 1 min.)
Operating mode	100% operating factor
Degree of protection	IP20 (Relay base)
	RT I (Relay)
Mechanical service life	approx. 2x 10 ⁷ cycles
Mounting position	any
Assembly instructions	In rows with zero spacing

Standards and Regulations

Standards/regulations	DIN EN 50178
Rated insulation voltage	250 V AC
Rated surge voltage	2.5 kV
Insulation	Basic insulation
Degree of pollution	2
Overvoltage category	II
Flammability rating according to UL 94	V2

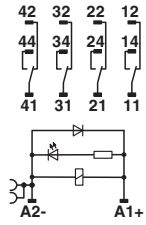
Environmental Product Compliance

China RoHS	Environmentally Friendly Use Period = 50
	For details about hazardous substances go to tab "Downloads", Category "Manufacturer's declaration"

Drawings

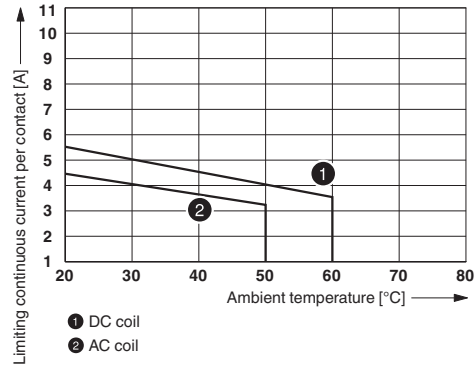
Relay Module - RIF-2-RSC-LDP-24DC/4X21 - 2903320

Circuit diagram



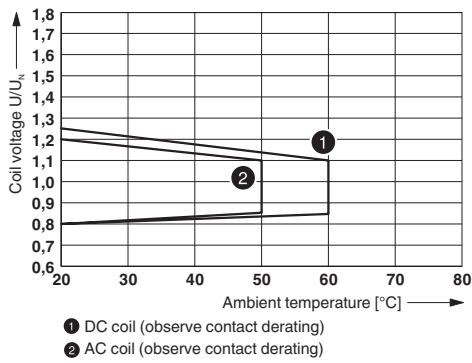
DC coils

Diagram

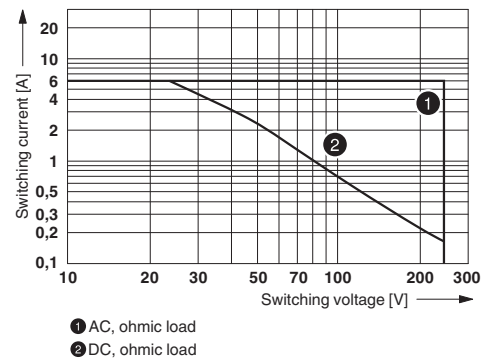


Contact derating

Diagram

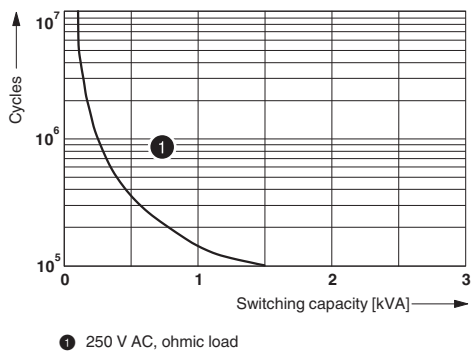


Diagram



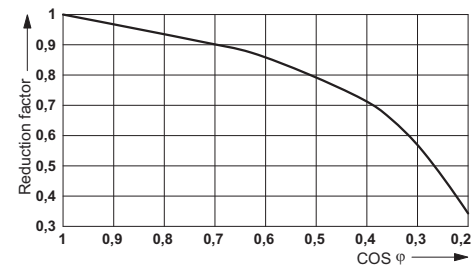
Operating voltage range

Diagram



Interrupting rating

Diagram



Electrical service life

Service life reduction factor

Relay Module - RIF-2-RSC-LDP-24DC/4X21 - 2903320

Articles in set

Relay base - RIF-2-BSC/4X21 - 2900932



RIF-2... relay base, for industrial relay with 2 or 4 changeover contacts, screw connection, plug-in option for input/interference suppression modules, for mounting on NS 35/7,5

Single relay - REL-IR4/LDP- 24DC/4X21 - 2903677



Plug-in industrial relay with power contacts, 4 PDTs, test key, status LED, freewheeling diode, mechanical switch position indicator, polarity: A1+, A2-, input voltage: 24 V DC

Retaining bracket - RIF-RH-2 - 2900954



Relay retaining bracket, with ejector function and holder for marking material, suitable for RIF-2 relay base, for industrial relay

Approvals

Approvals

Approvals

DNV GL / CSA / EAC

Ex Approvals

Approval details

DNV GL		http://exchange.dnv.com/tari/	TAA000018V
--------	--	---	------------

CSA		http://www.csagroup.org/services-industries/product-listing/	2607057
-----	--	---	---------

Relay Module - RIF-2-RSC-LDP-24DC/4X21 - 2903320

Approvals

EAC



RU C-
DE.A*30.B.01082

Phoenix Contact 2019 © - all rights reserved
<http://www.phoenixcontact.com>

PHOENIX CONTACT GmbH & Co. KG
Flachsmarktstr. 8
32825 Blomberg
Germany
Tel. +49 5235 300
Fax +49 5235 3 41200
<http://www.phoenixcontact.com>