

SIRIUS SOFT STARTER, SIZE S2, 72A, 37KW/400V, 40 DEGREES, 200-480V AC, 24V AC/DC, SCREW TERMINALS



General technical data:

product brand name		SIRIUS
Product feature		
<ul style="list-style-type: none"> integrated bypass contact system 		Yes
<ul style="list-style-type: none"> Thyristors 		Yes
Product function		
<ul style="list-style-type: none"> Intrinsic device protection 		No
<ul style="list-style-type: none"> motor overload protection 		No
<ul style="list-style-type: none"> Evaluation of thermistor motor protection 		No
<ul style="list-style-type: none"> External reset 		No
<ul style="list-style-type: none"> Adjustable current limitation 		No
<ul style="list-style-type: none"> inside-delta circuit 		No
Product component Motor brake output		No
Equipment marking acc. to DIN EN 61346-2		Q
Equipment marking acc. to DIN 40719 extended according to IEC 204-2 acc. to IEC 750		G

Power Electronics:

Product designation		soft starters for standard applications
----------------------------	--	---

Operating current		
• at 40 °C rated value	A	72
• at 50 °C rated value	A	62
• at 60 °C rated value	A	60
Mechanical power output for three-phase motors		
• at 230 V		
— at standard circuit at 40 °C rated value	W	22 000
• at 400 V		
— at standard circuit at 40 °C rated value	W	37 000
yielded mechanical performance [hp] for three-phase AC motor at 200/208 V at standard circuit at 50 °C	hp	20
Rated value		
Operating frequency rated value	Hz	50 ... 60
Relative negative tolerance of the operating frequency	%	-10
Relative positive tolerance of the operating frequency	%	10
Operating voltage at standard circuit Rated value	V	200 ... 480
Relative negative tolerance of the operating voltage at standard circuit	%	-15
Relative positive tolerance of the operating voltage at standard circuit	%	10
Minimum load [% of IM]	%	10
Continuous operating current [% of I_e] at 40 °C	%	115
Active power loss at operating current at 40 °C during operation typical	W	15

Control electronics:		
Type of voltage of the control supply voltage		AC/DC
Control supply voltage frequency 1 rated value	Hz	50
Control supply voltage frequency 2 rated value	Hz	60
Relative negative tolerance of the control supply voltage frequency	%	-10
Relative positive tolerance of the control supply voltage frequency	%	10
Control supply voltage 1 at AC		
• at 50 Hz rated value	V	24
• at 60 Hz rated value	V	24
Relative negative tolerance of the control supply voltage at AC at 60 Hz	%	-10
Relative positive tolerance of the control supply voltage at AC at 60 Hz	%	10
Control supply voltage 1 at DC rated value	V	24
Relative negative tolerance of the control supply voltage at DC	%	-10

Relative positive tolerance of the control supply voltage at DC	%	10
Display version for fault signal		red

Mechanical data:

Size of engine control device		S2
Width	mm	55
Height	mm	160
Depth	mm	170
Mounting type		screw and snap-on mounting
Mounting position		With vertical mounting surface +/-10° rotatable, with vertical mounting surface +/- 10° tiltable to the front and back
Required spacing with side-by-side mounting		
• upwards	mm	60
• at the side	mm	30
• downwards	mm	40
Installation altitude at height above sea level	m	5 000
Cable length maximum	m	300
Number of poles for main current circuit		3

Connections/ Terminals:

Type of electrical connection		
• for main current circuit		screw-type terminals
• for auxiliary and control current circuit		screw-type terminals
Number of NC contacts for auxiliary contacts		0
Number of NO contacts for auxiliary contacts		1
Number of CO contacts for auxiliary contacts		0
Type of connectable conductor cross-section for main contacts for box terminal using the front clamping point		
• solid		2x (1.5 ... 16 mm ²)
• finely stranded with core end processing		0.75 ... 25 mm ²
• stranded		0.75 ... 35 mm ²
Type of connectable conductor cross-section for main contacts for box terminal using the back clamping point		
• solid		2x (1.5 ... 16 mm ²)
• finely stranded with core end processing		1.5 ... 25 mm ²
• stranded		1.5 ... 35 mm ²
Type of connectable conductor cross-section for main contacts for box terminal using both clamping points		
• solid		2x (1.5 ... 16 mm ²)
• finely stranded with core end processing		2x (1.5 ... 16 mm ²)

<ul style="list-style-type: none"> • stranded 		2x (1.5 ... 25 mm ²)
Type of connectable conductor cross-section for AWG conductors for main contacts for box terminal <ul style="list-style-type: none"> • using the back clamping point • using the front clamping point • using both clamping points 		16 ... 2 18 ... 2 2x (16 ... 2)
Type of connectable conductor cross-sections for auxiliary contacts <ul style="list-style-type: none"> • solid • finely stranded with core end processing 		2x (0.5 ... 2.5 mm ²) 2x (0.5 ... 1.5 mm ²)
<ul style="list-style-type: none"> • Type of connectable conductor cross-sections at AWG conductors for auxiliary contacts • Type of connectable conductor cross-section for AWG conductors for auxiliary contacts finely stranded with core end processing 		2x (20 ... 14) 2x (20 ... 16)

Ambient conditions:

Ambient temperature <ul style="list-style-type: none"> • during operation • during storage 	°C	-25 ... +60
	°C	-40 ... +80
Derating temperature	°C	40
Protection class IP		IP00

Certificates/ approvals:

General Product Approval	EMC	Declaration of Conformity
 CCC	 EAC	 EG-Konf.
 CSA	 UL	 C-TICK

Test Certificates	other
Typprüfbescheinigung/Werkszeugnis	Umweltbestätigung sonstige

UL/CSA ratings:

yielded mechanical performance [hp] for three-phase AC motor <ul style="list-style-type: none"> • at 220/230 V <ul style="list-style-type: none"> — at standard circuit at 50 °C Rated value • at 460/480 V 	hp	20
--	----	----

— at standard circuit at 50 °C Rated value

hp	40
Contact rating of auxiliary contacts according to UL	B300 / R300

Further information

Simulation Tool for Soft Starters (STS)

<https://support.industry.siemens.com/cs/ww/en/view/101494917>

Information- and Downloadcenter (Catalogs, Brochures,...)

<http://www.siemens.com/industrial-controls/catalogs>

Industry Mall (Online ordering system)

<http://www.siemens.com/industrymall>

Cax online generator


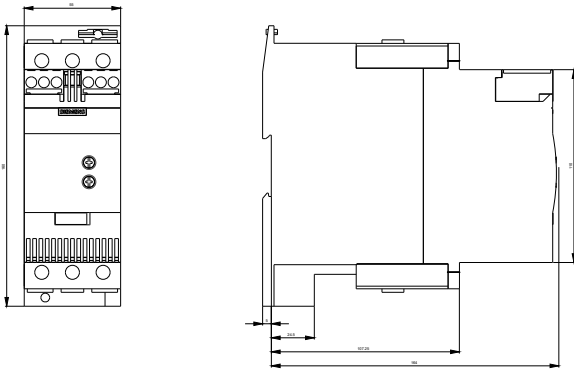
<http://support.automation.siemens.com/WW/CAXorder/default.aspx?lang=en&mlfb=3RW30381BB04>

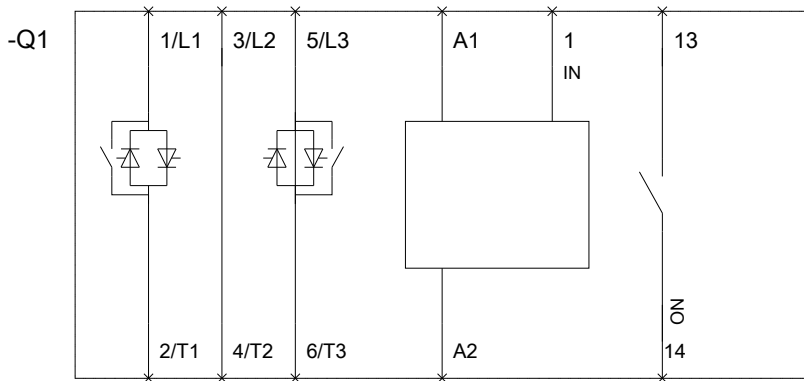
Service&Support (Manuals, Certificates, Characteristics, FAQs,...)

<https://support.industry.siemens.com/cs/ww/en/ps/3RW30381BB04>

Image database (product images, 2D dimension drawings, 3D models, device circuit diagrams, EPLAN macros, ...)

http://www.automation.siemens.com/bilddb/cax_de.aspx?mlfb=3RW30381BB04&lang=en





last modified:

15.12.2015