

Miniature circuit breaker 400 V 10kA, 2-pole, C, 30 A, D=70 mm



Model	
Product brand name	SENTRON
Product designation	Miniature circuit breaker
General technical data	
Number of poles	2
Number of poles / Note	2P
Tripping characteristic class	C
circuit-breaker / Design	5SY4
Mechanical service life (switching cycles) / typical	20 000
Overvoltage category	3
Voltage	
Type of voltage	AC/DC
Insulation voltage	440 V
<ul style="list-style-type: none"> with multi-phase operation / at AC / rated value 	440 V
Supply voltage	
Supply voltage / at AC / rated value	400 V
Supply voltage frequency	50/60 Hz
<ul style="list-style-type: none"> rated value 	50/60 Hz

Protection class	
Protection class IP	IP20, with connected conductors
Energy limiting class	3
Switching capacity	
Switching capacity current	
<ul style="list-style-type: none"> at DC / acc. to IEC 60947-2 / rated value 	15 kA
<ul style="list-style-type: none"> acc. to EN 60898 / rated value 	10 kA
<ul style="list-style-type: none"> acc. to IEC 60947-2 / rated value 	20 kA
Dissipation	
Power loss [W] / for rated value of the current / at AC / in hot operating state / per pole	2.3 W
Electricity	
Current / at AC / rated value	30 A
Suitability for operation	Mechanical engineering / industry
Product details	
Product feature / Touch protection	Yes
Product component	
<ul style="list-style-type: none"> combined terminal top 	Yes
<ul style="list-style-type: none"> combined terminal bottom 	Yes
Product feature	
<ul style="list-style-type: none"> Properties for main switches in accordance with EN 60204-1 	Yes
<ul style="list-style-type: none"> halogen-free 	Yes
<ul style="list-style-type: none"> sealable 	Yes
<ul style="list-style-type: none"> silicon-free 	Yes
Product extension / can be installed / supplementary devices	Yes
Product function	
Product function / neutral conductor switching	No
Short circuit	
Breaking capacity short-circuit current (I _{cn})	
<ul style="list-style-type: none"> at AC / acc. to UL 1077 and CSA C22.2 No.235 	5 kA
Number	
Number of test cycles / for environmental testing / acc. to IEC 60068-2-30	6
Connections	
Connectable conductor cross-section / stranded	
<ul style="list-style-type: none"> minimum 	0.75 mm ²
<ul style="list-style-type: none"> maximum 	35 mm ²

Connectable conductor cross-section / solid	
<ul style="list-style-type: none"> • minimum • maximum 	0.75 mm ² 35 mm ²
AWG number / as coded connectable conductor cross section	
<ul style="list-style-type: none"> • minimum • maximum 	14 4
Tightening torque [lbf·in] / with screw-type terminals	
<ul style="list-style-type: none"> • minimum • maximum 	22 lbf·in 26 lbf·in
Tightening torque / with screw-type terminals	
<ul style="list-style-type: none"> • minimum • maximum 	2.5 N·m 3 N·m
Position / of power supply cord	Any

Mechanical Design






Height	90 mm
Width	36 mm
Depth	76 mm
Mounting position	any
Installation depth	70 mm
Number of width units	2
Mounting type	Quick assembly system
Net weight	300 g



Environmental conditions

Degree of pollution	3
Influence of the surrounding temperature	Max. 95% humidity
Vibration resistance / acc. to IEC 60068-2-6	50m/s ² at 25 to 150Hz and 60m/s ² at 35Hz (4sec)
Ambient temperature	
<ul style="list-style-type: none"> • minimum • maximum • during storage / minimum • during storage / maximum 	-25 °C 55 °C -40 °C 75 °C

Certificates

Reference identifier / acc. to DIN EN 61346-2	F
---	---

General Product Approval					Declaration of Conformity
 CCC	 UR	 VDE	 RCM	Miscellaneous	 EG-Konf.

Test Certificates	Shipping Approval				Railway
Miscellaneous	 ABS	 BUREAU VERITAS	 LRS	 RINA	Vibration and Shock

Further information

Information- and Downloadcenter (Catalogs, Brochures,...)

<http://www.siemens.com/lowvoltage/catalogs>

Industry Mall (Online ordering system)

<https://mall.industry.siemens.com/mall/en/en/Catalog/product?mlfb=5SY4230-7>

Service&Support (Manuals, Certificates, Characteristics, FAQs,...)

<https://support.industry.siemens.com/cs/ww/en/ps/5SY4230-7>

Image database (product images, 2D dimension drawings, 3D models, device circuit diagrams, ...)

http://www.automation.siemens.com/bilddb/cax_en.aspx?mlfb=5SY4230-7

CAX-Online-Generator

<http://www.siemens.com/cax>

Tender specifications

<http://www.siemens.com/specifications>

